

ROCK THE VOTE

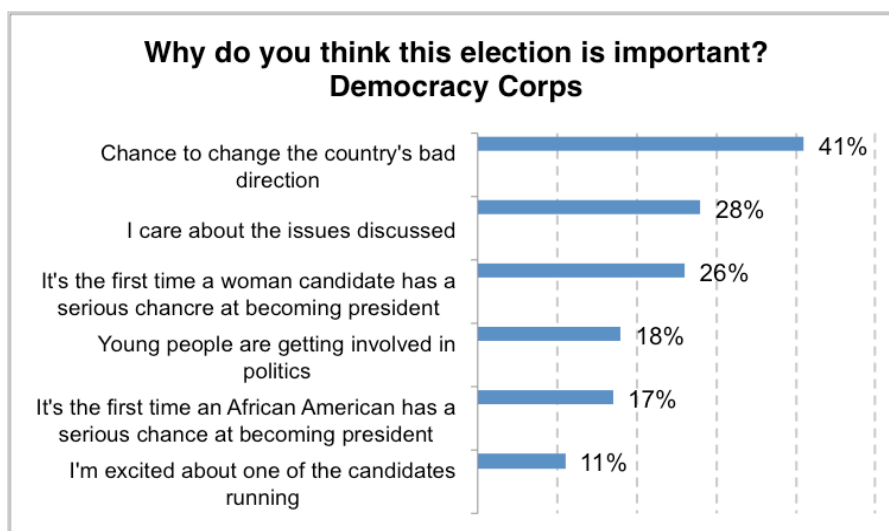
Polling Young Voters, Volume IX

The latest volume of Rock the Vote's *Polling Young Voters* takes a look at young voters' top issues and issue stances, presidential vote choice, and communications habits. The report contains young voter poll results from recent Cook Political Report/R.T. Strategies, The Economist, Harvard Institute of Politics, Democracy Corps, and MTV-CBS News polls.

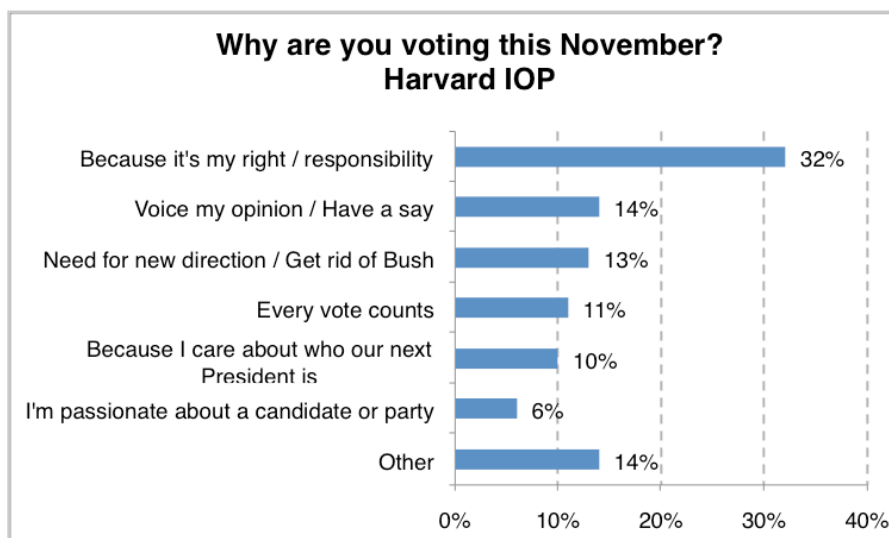
Young voters are playing a major role in the 2008 elections. As we approach general election season, candidates for all offices should be thinking about how to mobilize young voters to the polls in November. In addition to this report, Rock the Vote has a wealth of resources for campaigns planning to reach out to young voters in 2008. See www.rockthevote.com/about/about-young-voters for our toolkits, tipsheets, polling and more.

Voting

"Which of the following reasons best describes why you believe this election is important?" (18-29 year olds)



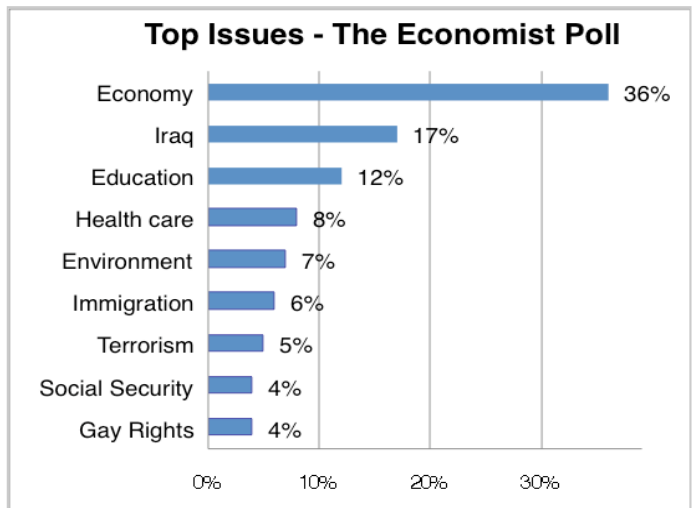
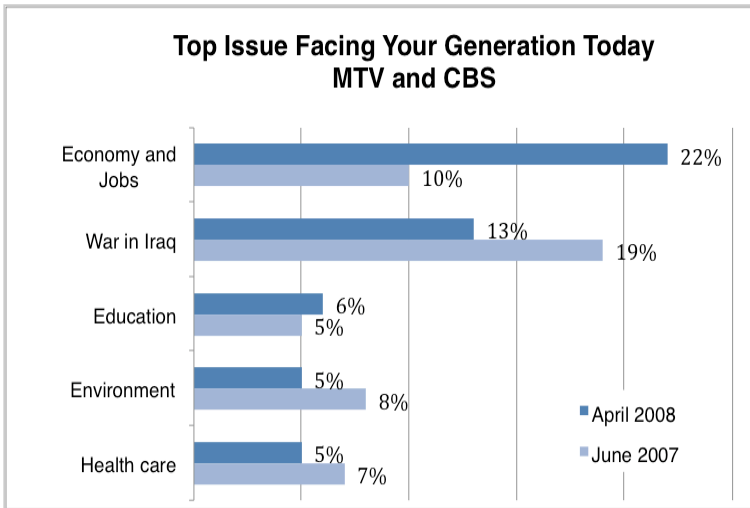
"In your own words, please tell us the main reason that you are voting in November." (18-24 year olds)



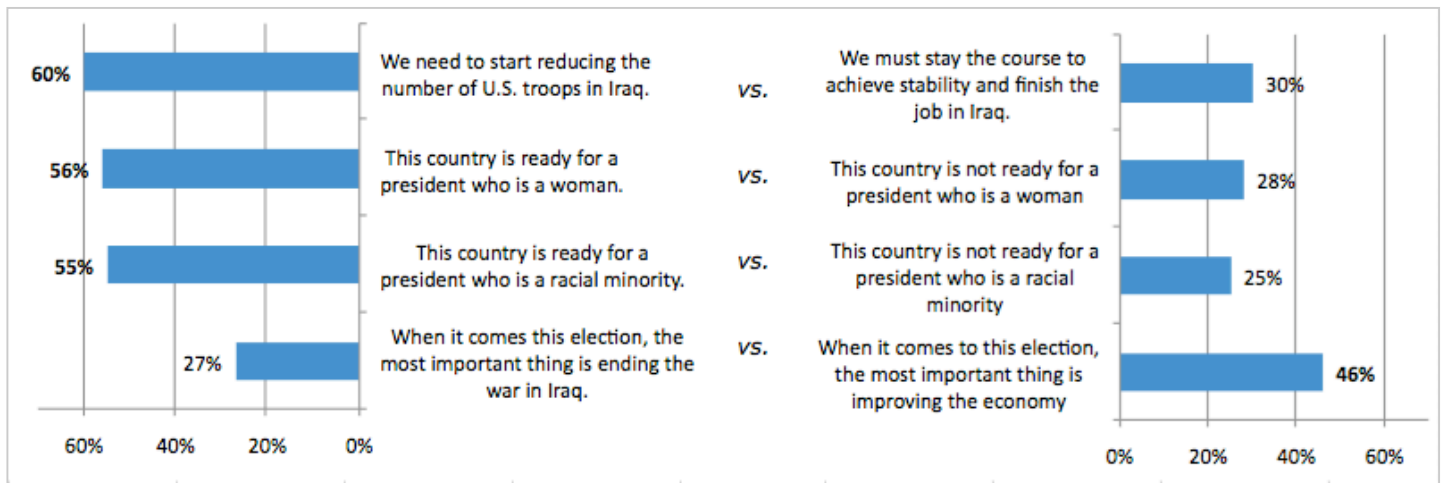
The Issues

“When you look ahead twenty years, which one of these problems do you think will be the most important thing that your generation of young people will have to deal with...” (18-29 year olds)

“Which of these is the most important issue for you?” (18-29 year olds)

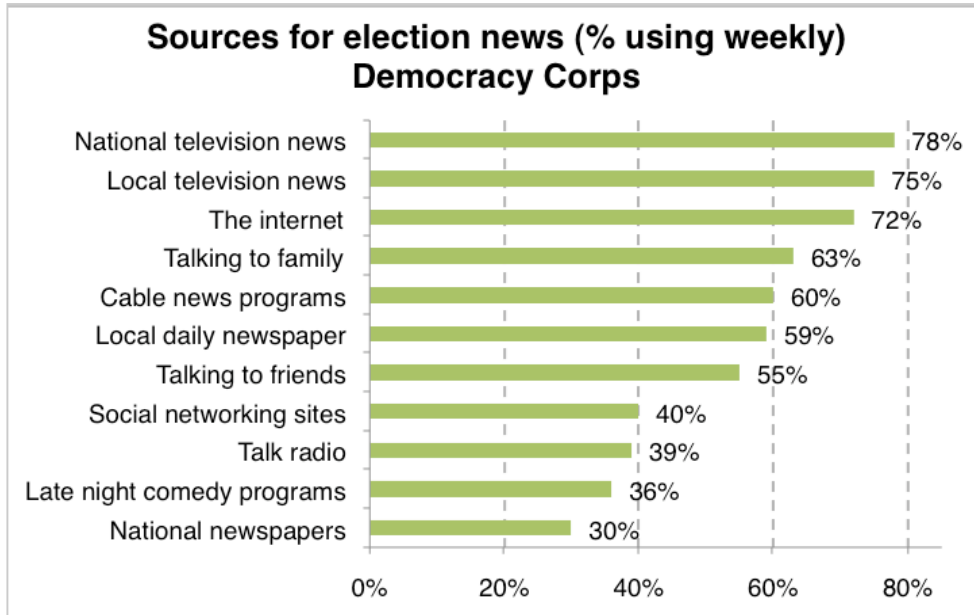


“I’m going to read you some pairs of statements. After I read each pair, please tell me whether the FIRST statement or the SECOND statement comes closer to your own view, even if neither is exactly right. (18-29 year olds)

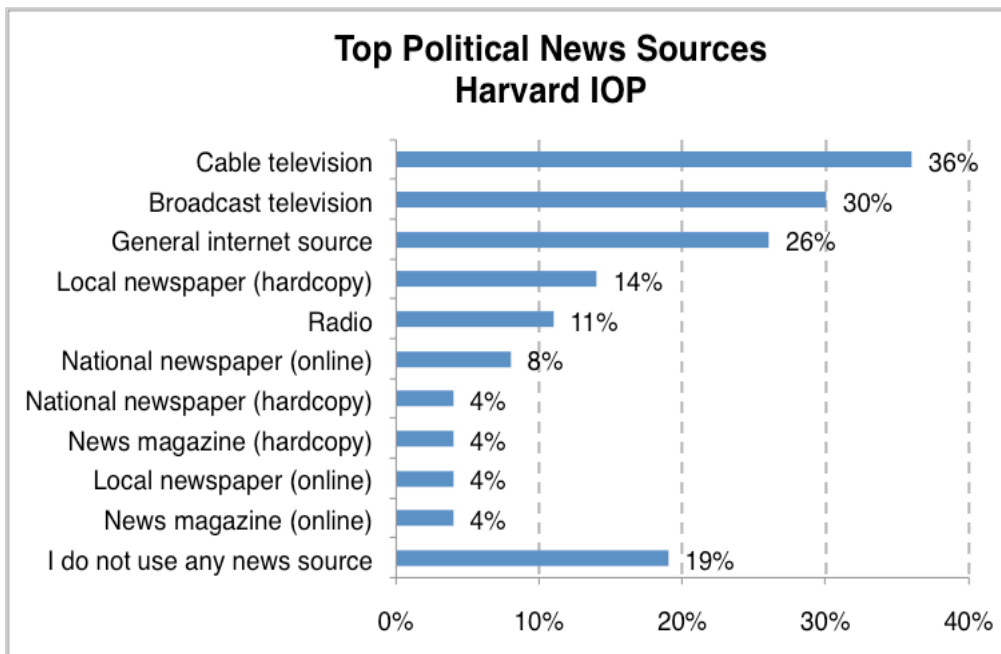


Sources of Information and Communications

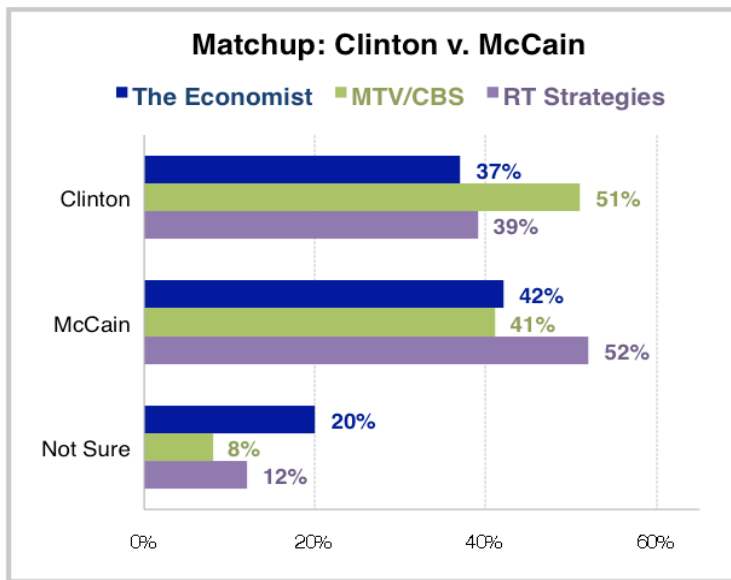
“I'd like to ask more about how you get information about the campaign for President. I am going to read you several sources of news and information and I'd like you to tell me how often you use this source in learning about the candidates and issues involved in this election...” (18-29 year olds)



“Of the following sources for news, please indicate below the two places you turn to most often for news on the campaign for president.” (18-24 year olds)



2008 Presidential Vote Choice



Economist: "If...the Democratic candidate were Hillary Clinton and the Republican candidate were John McCain, for whom would you vote?" (18-29 year olds)

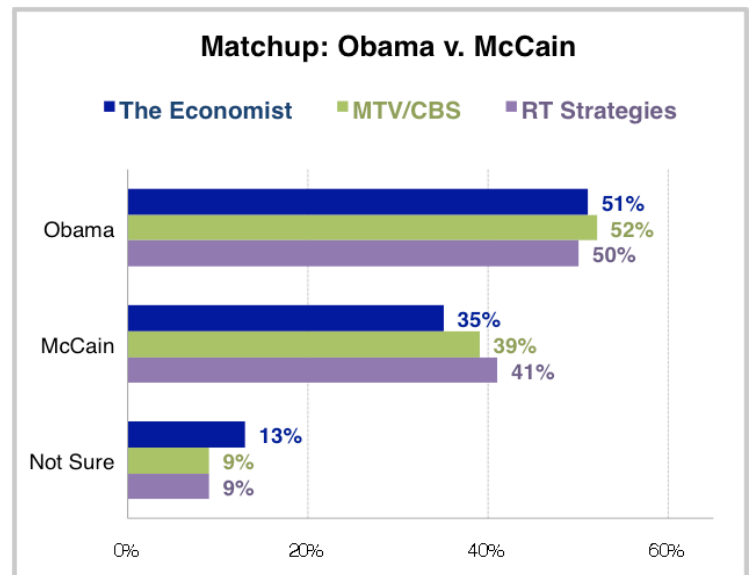
MTV-CBS: "If the 2008 presidential election were being held today and the candidates were Hillary Clinton, the Democrat, and John McCain, the Republican, would you vote for Hillary Clinton or John McCain?" (18-29 year olds)

RT Strategies: "I know the election in November is a long way off, but if (ROTATE:) New York Senator Hillary Clinton were the Democratic Party's candidate and Arizona Senator John McCain were the Republican Party's candidate, who would you vote for?" (18-34 year olds)

Economist: "If...the Democratic candidate were Barack Obama and the Republican candidate were John McCain, for whom would you vote?" (18-29 year olds)

MTV-CBS: "If the 2008 presidential election were being held today and the candidates were Barack Obama, the Democrat, and John McCain, the Republican, would you vote for Barack Obama or John McCain?" (18-29 year olds)

RT Strategies: "I know the election in November is a long way off, but if (ROTATE:) Illinois Senator Barack Obama were the Democratic Party's candidate and Arizona Senator John McCain were the Republican Party's candidate, who would you vote for?" (18-34 year olds)



Sources

Democracy Corps: March 30-April 8 survey of 602 18-29 year olds.
<http://www.democracycorps.com/strategy/2008/05/myspace-election/>

Harvard Institute of Politics: April 2008 online survey of 2,452 18-24 year olds.
http://www.iop.harvard.edu/var/ezp_site/storage/fckeditor/file/spring%20poll%2008%20-%20topline.pdf

MTV-CBS News: April 10-25 poll of 526 18-29 year olds interviewed by phone.
http://www.cbsnews.com/htdocs/pdf/cbsmtv_springpoll.pdf

Cook Political Report/R.T. Strategies: March 6-9 poll of adults, including 290 18-34 year olds.
http://www.cookpolitical.com/races/report_pdfs/2008_poll_combocr_apr22.pdf

The Economist: Feb. 25-26, 2008 of 1,000 adults, including 175 18-29 year olds. www.economist.com/yougov